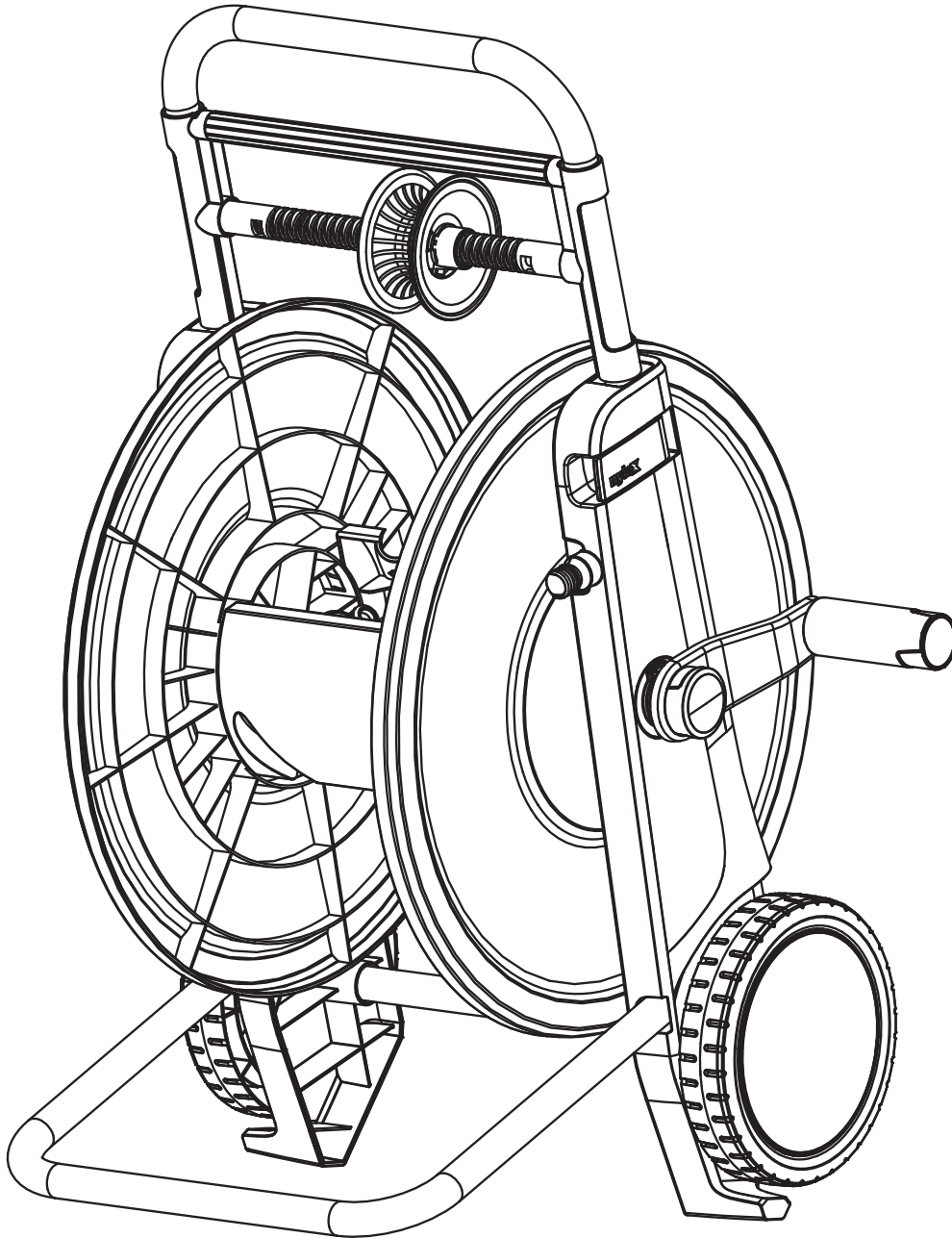


nylex



Hose Cart

Instruction Manual



Hose Cart Instruction Manual

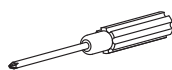
Product Code: 50135460

Caution



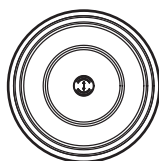
- Before use and installation of this product, ensure you read the entire manual.
- This Hose Cart is designed for residential watering applications only. It is not intended for commercial applications.
- Avoid exceeding the recommended length capacity of the Hose Cart.

What You Will Need



Phillips Head
Screwdriver

Included Parts



Drum Plate x2 (A)



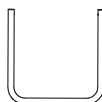
Side Frame x2 (E)



Screw x2 (I)



Drum Support x2 (B)




Foot Frame (F)



Angled Hose Connector (J)




Tab x2 (C)



Handle (G)



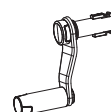
Hose Connector (K)



Hose Guide (D)

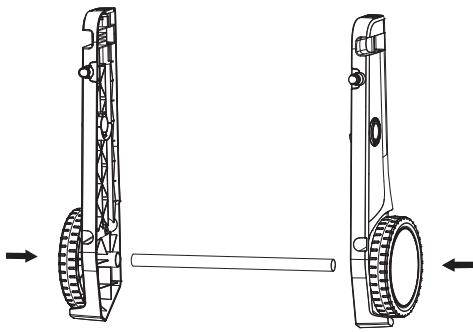


Base Support (H)



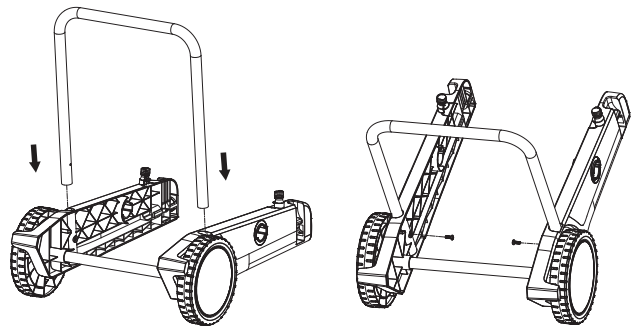
Crank Handle (L)

Installation




Step 1

Insert the base support (H) into both side frames (E).




Step 2

Insert foot frame (F) into the side frames (E). Secure this using screws (I) and a screwdriver.



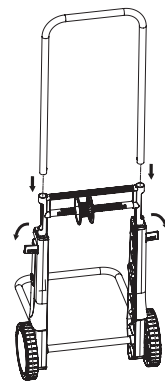
Step 3

Insert the Hose Guide (D) into the side frames (E).



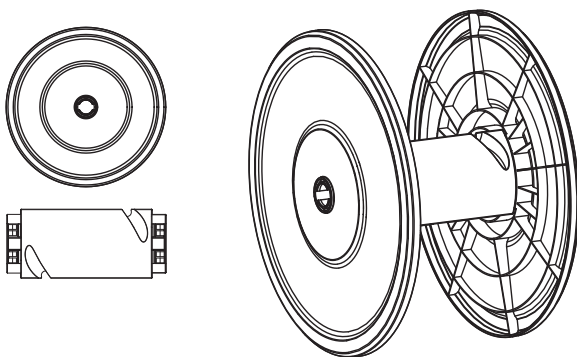
Step 4

Insert the tabs (C) into the side frames (E) with the logos orientated right side up.



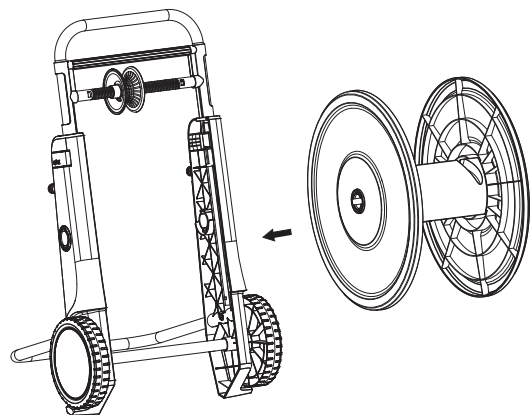
Step 5

Pull the tabs (C) so they are facing outwards, and insert the handle (G) into the assembled frame. Push tab inwards to secure handle in place.



Step 6

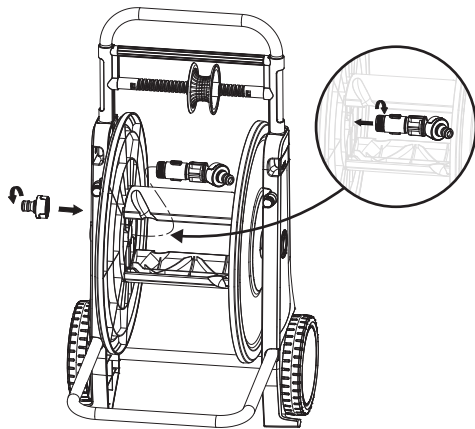
Press drum supports (B) into one side of the drum plate (A) recesses until it is firmly in place. Repeat on the other side.



Step 7

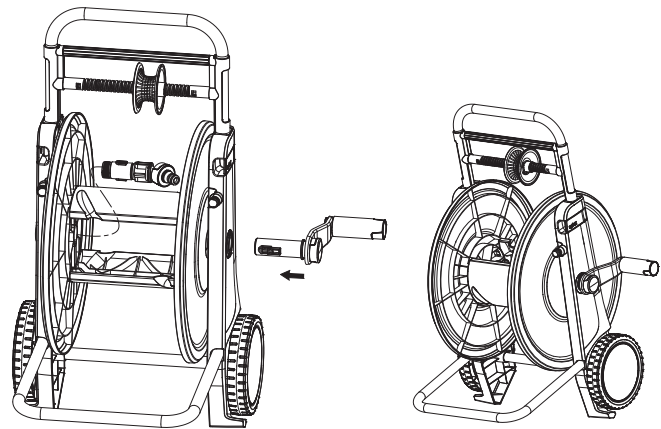
Place the assembled hose drum onto the assembled frame.

Installation



Step 8

Thread the angled hose connector (J) into drum and frame ensuring the connector is pointing outwards. Screw the hose connector (K) onto the outside of the frame.



Step 9

Insert the crank handle (L) through the drum and frame until it is locked in place. The hose cart is now ready for use.

Warranty

AMES Australasia Pty Ltd (AMES) guarantees that this product will be free from defects in workmanship and materials for 5 years from the date of purchase. If such a defect becomes evident during that period, AMES will, at its option, either repair, replace or refund the product. In the event of such a defect, the product should be returned to the place of purchase (together with proof of purchase and the original packaging) at the address below. Any handling and transportation costs (and other expenses incurred in claiming under this guarantee) are not covered by this guarantee and will not be borne by AMES. The obligation of AMES under this guarantee is limited to the circumstances set out above and is subject to; the customer being able to evidence the acquisition of the product, the purchase price paid for the product and the relevant defect in materials or workmanship; the product not having been altered, tampered with or otherwise dealt with by any person in a manner other than as intended in respect of the relevant product; and the product not having been used or applied in a manner that is contrary to customary usage or application for the relevant product or contrary to any stated instructions or specifications of AMES. In addition to other rights and remedies that may be available under law, our goods come with guarantees that cannot be excluded under the Australian Consumer Law (for consumers in Australia) and the Consumer Guarantees Act (for consumers in NZ). If you are a consumer in Australia, you are entitled to a replacement or refund for a major failure and compensation for any other reasonably foreseeable loss or damage. You are also entitled to have the goods repaired or replaced if the goods fail to be of acceptable quality and the failure does not amount to a major failure. If you are a consumer in New Zealand, we will comply with our obligations to you under the Consumer Guarantees Act.

For further information contact us on

Email: nylex@amesau.com
Australia Free Call: 1300 381 559
New Zealand: 0800 447 144

AMES Australasia

ABN 89 169 427 061
Level 1, 660 Doncaster Road,
Doncaster, Victoria, 3108, Australia.



@nylexwatering
www.nylex.com.au



**Scan for
user guide**